

adTENT AIR PREMIUM 6x6 ROOF + 2 DOOR

 **Resolution:** 120 ppi - 1 :1 scale

 **File format:** PDF

 **Color:** CMYK - Coated FOGRA39

 - flattened file (no layers)

- no print marks

- no overprint attribute

- no bleeds


- do not change the size of the template

- convert fonts to curves

- suggested black color parameters for backlighting: C40 M40 Y20 K100



 Remove the red and blue lines before saving the files. Leaving the line on will result in it being printed as a design element! In order to properly display the advertisement, all important elements should be inside the protective area marked with **red line**. Background and graphics must fill the entire printable area marked with **blue line**. If there is no fill between the red and blue lines, a white frame will appear on the printout.


 Download and work on the graphic design template on the next page of this PDF. If there is more than one, prepare the projects in separate files.



 **Guideline:**

 Print area

 Protection area


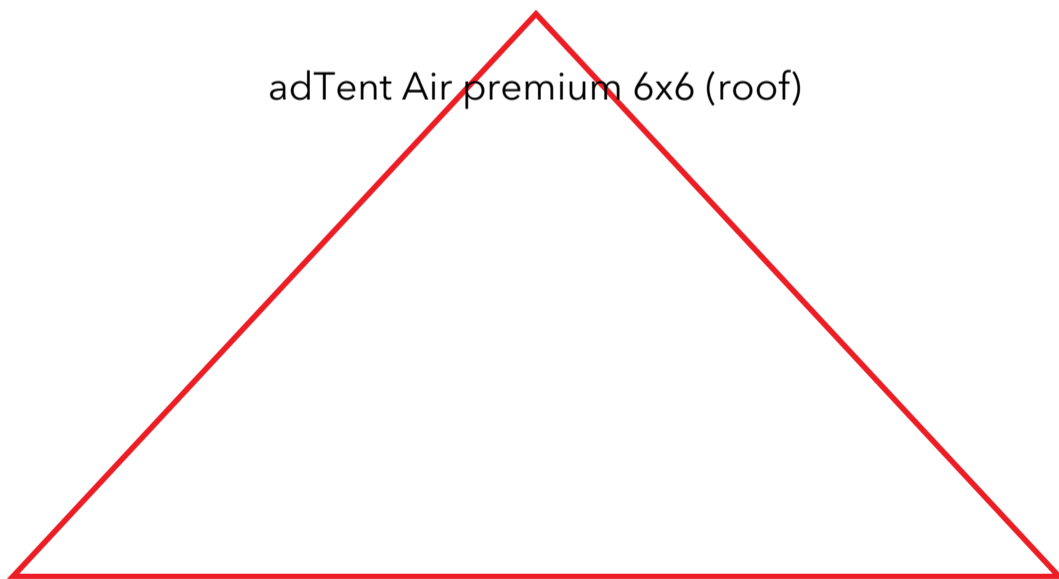
(place here elements that you not want to be cut, such as logos or text). Remember to remove all lines from the project.





200 x 420 [mm]

adTent Air premium 6x6 (roof)





roof1

472 x 232 [mm]

adTent Air premium 6x6 (roof)



The image shows a technical drawing of a roof profile. A solid red line outlines the roof's shape, which is a trapezoid with a curved bottom edge. Two dashed yellow lines are drawn parallel to the top horizontal edge of the red outline, extending towards the left and right edges of the frame. The drawing is centered on a white background with a blue border.

roof2

472 x 232 [mm]

adTent Air premium 6x6 (roof)



The image shows a technical drawing of a roof profile. A solid red line outlines the roof's shape, which is a trapezoid with a curved bottom edge. Two dashed yellow lines are drawn parallel to the top horizontal edge of the red outline, extending towards the left and right edges of the frame. The drawing is centered on a white background with a blue border.

roof3

472 x 232 [mm]

adTent Air premium 6x6 (roof)



The image shows a technical drawing of a roof profile. A solid red line outlines the roof's shape, which is a trapezoid with a curved bottom edge. Two dashed yellow lines are drawn parallel to the top horizontal edge of the red outline, extending to the left and right edges of the frame. The drawing is centered on a white background with a blue border.

roof4

472 x 232 [mm]

adTent Air premium 6x6 (roof)



door1/2

591 x 254 [mm]

adTent Air premium 6x6 (side wall single sided) VARIANTS



door1/2

591 x 254 [mm]

adTent Air premium 6x6 (side wall single sided) VARIANTS

door2/2

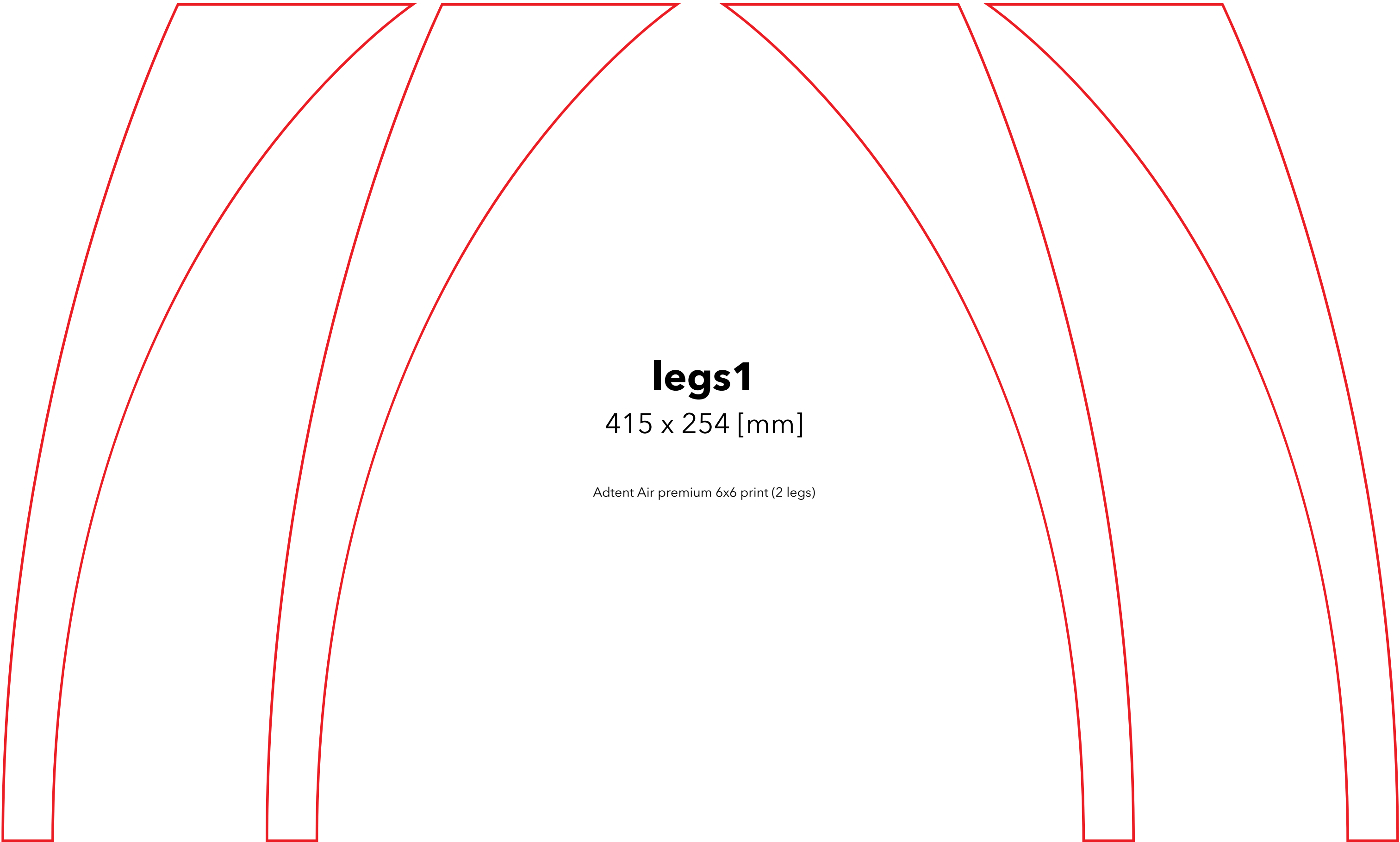
557 x 60 [mm]

adTent Air premium 6x6 (side wall single sided) VARIANTS

door2/2

557 x 60 [mm]

adTent Air premium 6x6 (side wall single sided) VARIANTS



legs1

415 x 254 [mm]

Adtent Air premium 6x6 print (2 legs)