

adTENT AIR PREMIUM 5x5 ROOF + 1 DOOR

DPI Resolution: 120 ppi - 1 :1 scale

File format: PDF

Color: CMYK - Coated FOGRA39

- flattened file (no layers)

- no print marks

- no overprint attribute

- no bleeds

- do not change the size of the template

- convert fonts to curves

- suggested black color parameters for backlighting: C40 M40 Y20 K100



Remove the red and blue lines before saving the files. Leaving the line on will result in it being printed as a design element! In order to properly display the advertisement, all important elements should be inside the protective area marked with **red line**. Background and graphics must fill the entire printable area marked with **blue line**. If there is no fill between the red and blue lines, a white frame will appear on the printout.


Download and work on the graphic design template on the next page of this PDF. If there is more than one, prepare the projects in separate files.

Guideline:

— Print area

— Protection area

(place here elements that you not want to be cut, such as logos or text). Remember to remove all lines from the project.





The image shows a technical drawing of a roof profile. A solid red line outlines the roof's shape, which is a triangle with a curved base. Two dashed yellow lines are drawn parallel to the upper sides of the triangle, extending beyond its vertices. The drawing is centered on a white background with a blue border.

roof1

392 x 248 [mm]

Adtent Air premium 5x5 (roof)



The image shows a technical drawing of a roof profile. A solid red line outlines the roof's shape, which is a triangle with a slightly curved base. Two dashed yellow lines are drawn parallel to the upper sides of the triangle, extending to the top edge of the drawing. The drawing is centered on a white background with a blue border.

roof2

392 x 248 [mm]

Adtent Air premium 5x5 (roof)



The image shows a technical drawing of a roof profile. A solid red line defines the roof's shape, which is a triangle with a slightly curved base. Two dashed yellow lines are drawn parallel to the roof's slope, one on each side of the red line, extending from the top vertex to the bottom edge. The drawing is centered on a white background with a blue border.

roof3

392 x 248 [mm]

Adtent Air premium 5x5 (roof)

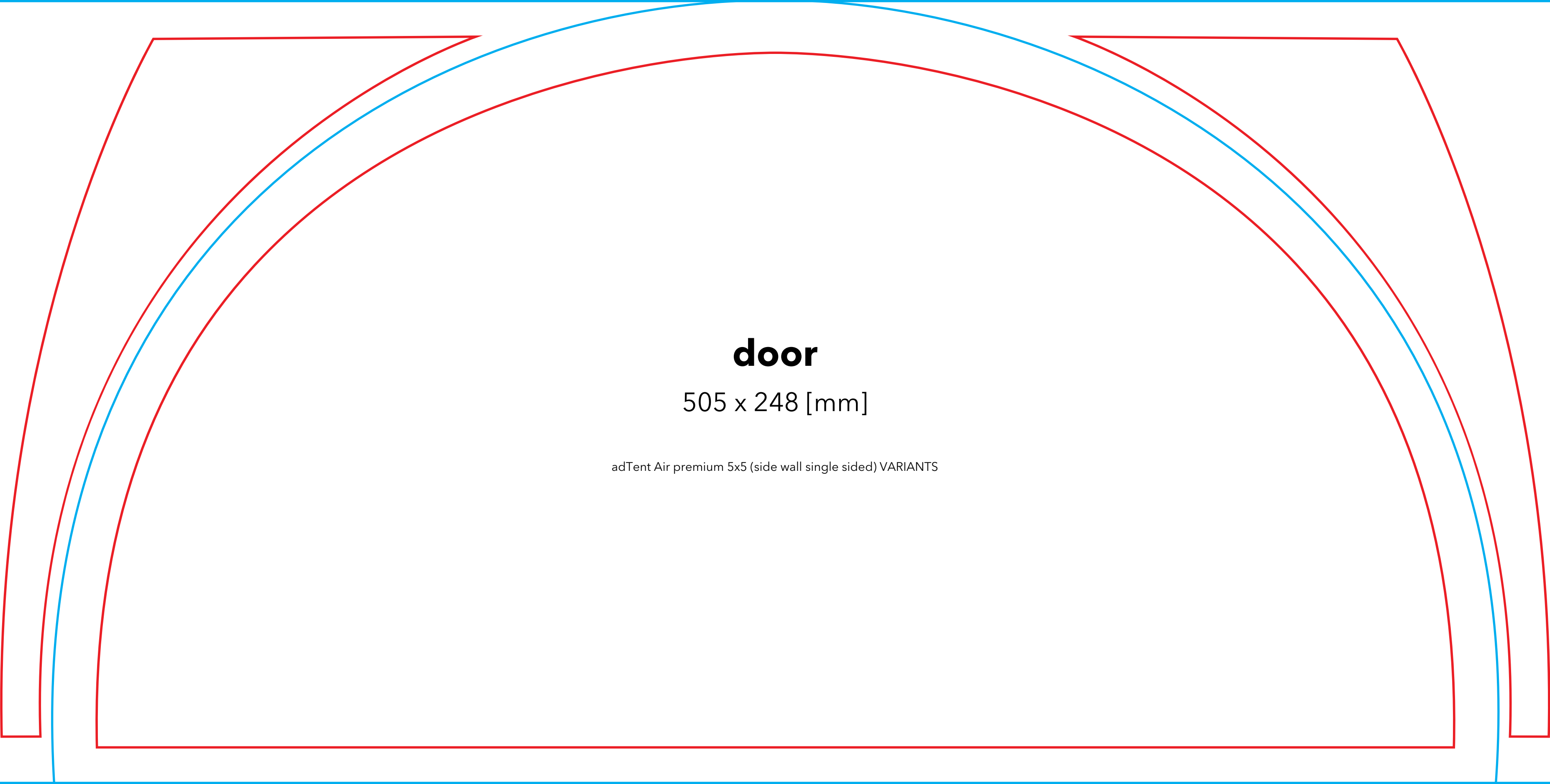


The image shows a technical drawing of a roof profile. A solid red line outlines the roof's shape, which is a triangle with a curved base. Two dashed yellow lines are drawn parallel to the upper sides of the triangle, extending beyond its vertices. The drawing is centered on a white background with a blue border.

roof4

392 x 248 [mm]

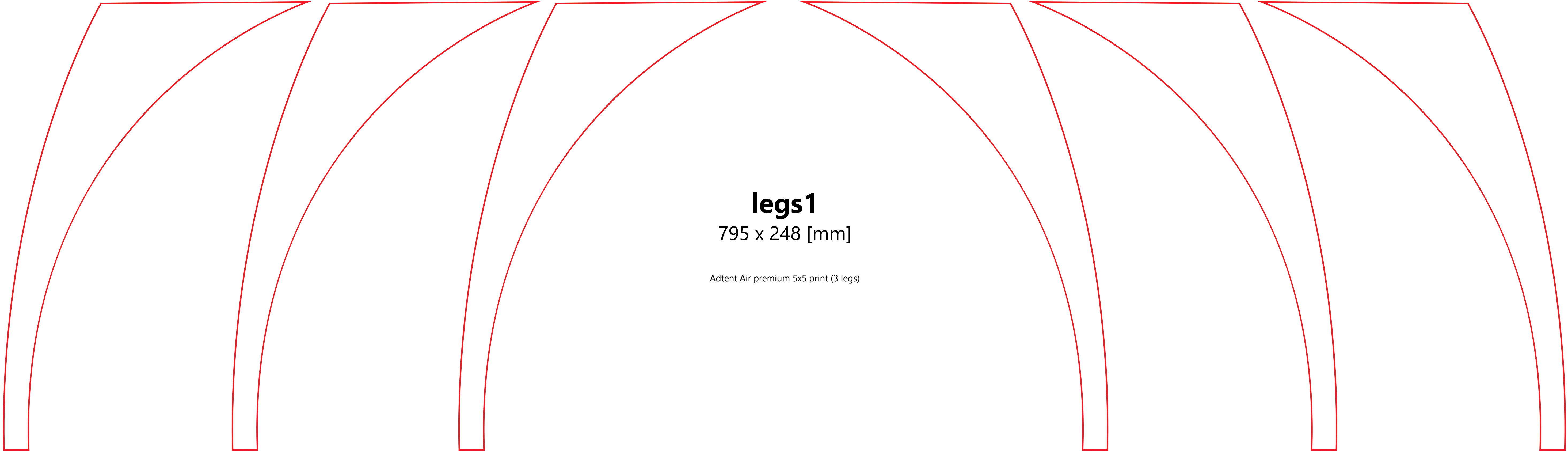
Adtent Air premium 5x5 (roof)



door

505 x 248 [mm]

adTent Air premium 5x5 (side wall single sided) VARIANTS



legs1

795 x 248 [mm]

Adtent Air premium 5x5 print (3 legs)